

St. Patrick's Catholic School Profile



Updated April 29, 2011

St. Patrick's Catholic School Profile Information

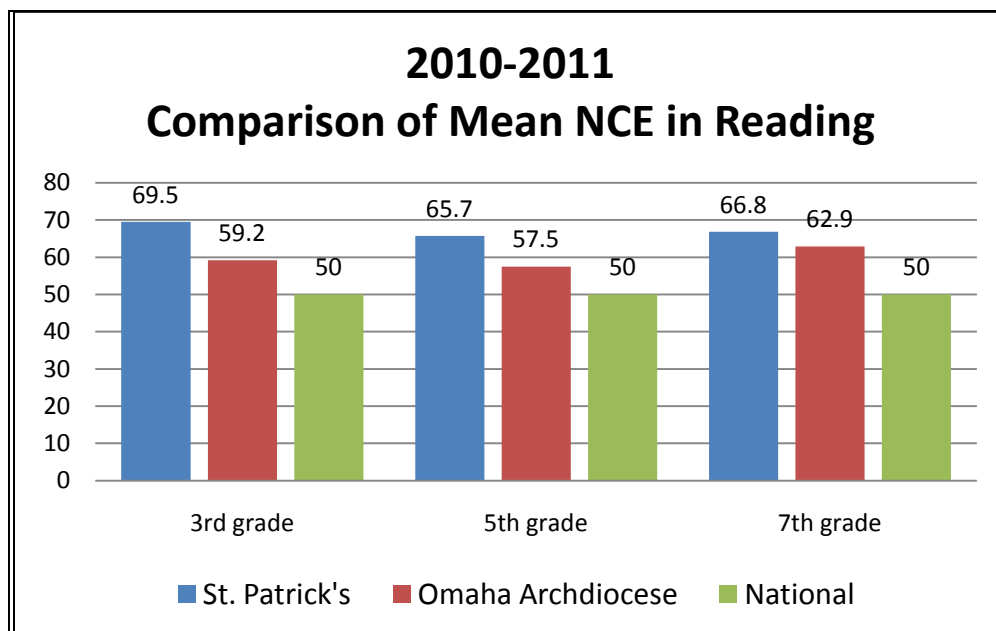
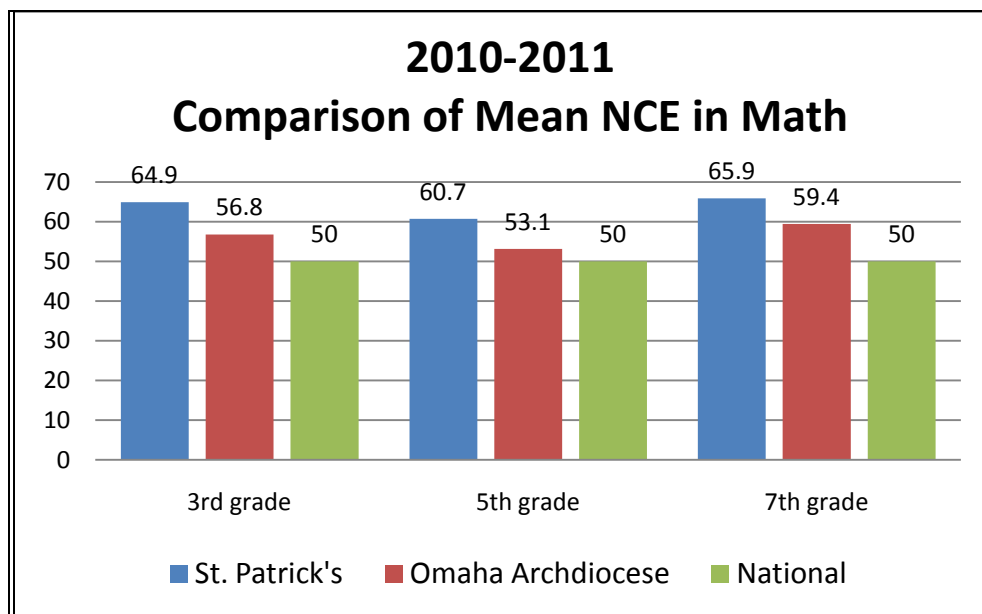
School Information

Mission Statement: "To Teach as Jesus Did" by challenging all students to become their very best spiritually, behaviorally, and academically.

St. Patrick's was awarded AdvancEd Accreditation 2008. We were rated 'highly functional' in 5 of the 7 standards, and 'functional' in the remaining two.

I. Student Achievement- Student Performance Data

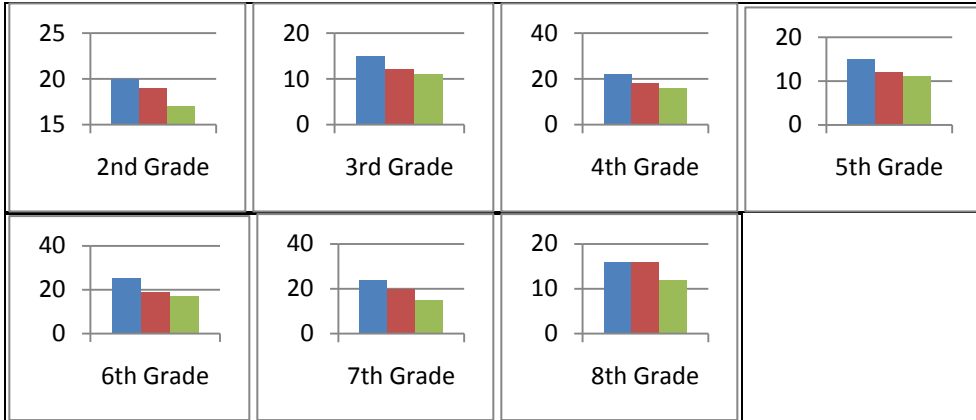
Norm Referenced Test Results—Terra Nova 3 (Normal Curve Equivalent Reported)



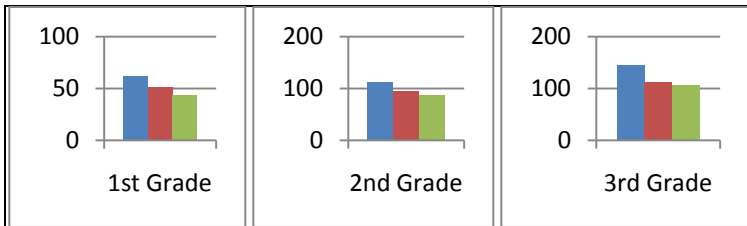
AIMSweb Results—Winter 2011

Blue—St. Patrick's Red—Nebraska Green—National
Average number of correct answers displayed

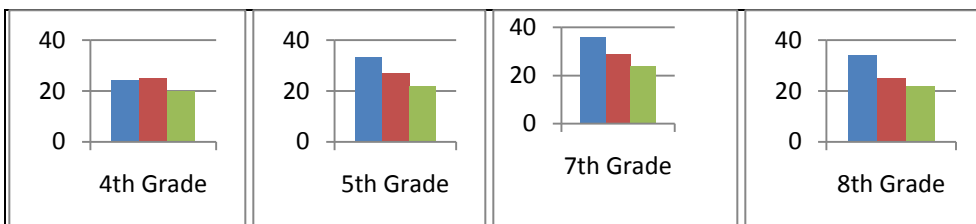
Math Concepts and Applications (possible number varies based on grade level)



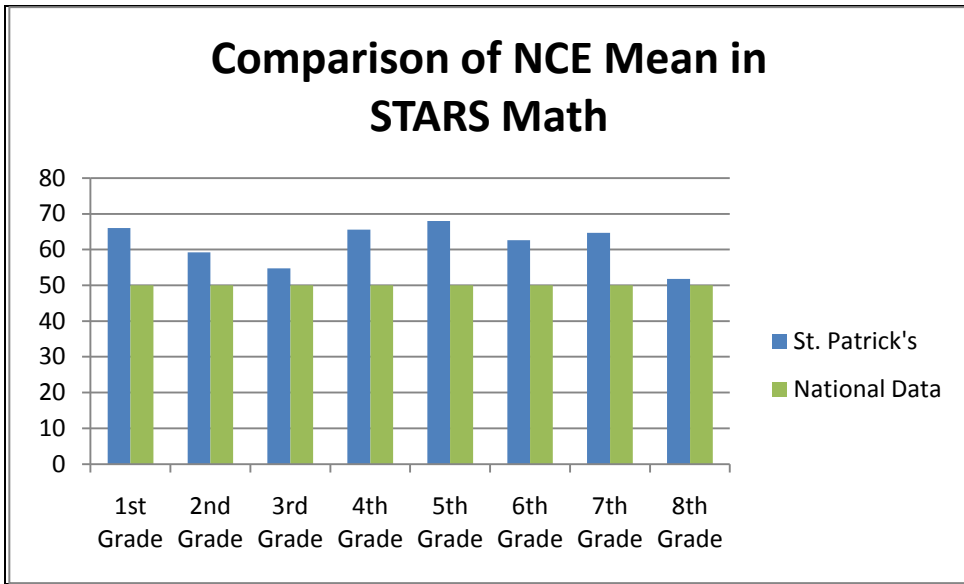
Reading Curriculum Based Measurement (possible number varies by grade)



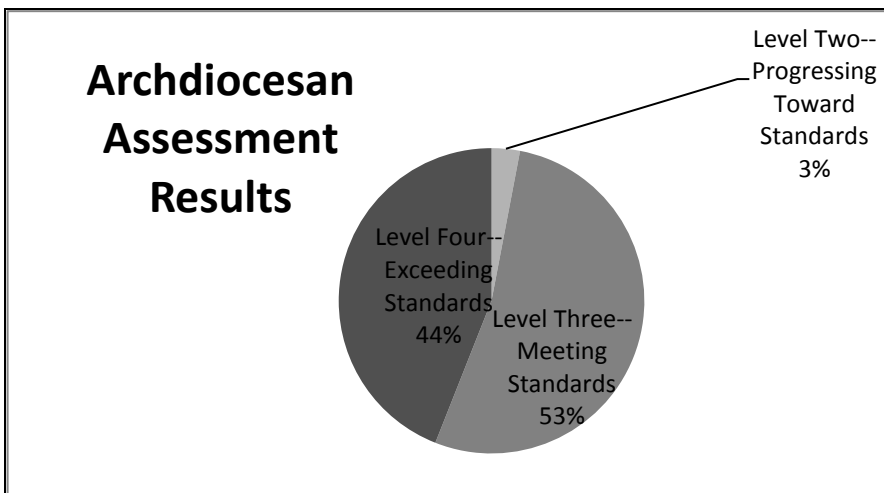
Reading Maze



STARS Math Results—Spring 2011



2010 Criterion Referenced Test Results



Portfolio Summative Data

Working files created/updated for all students in kindergarten through 8th grades. Math Fact progress, Language Arts performance data, writing samples, and modifications and adaptations are housed in this folder.

2010 Advanced Spanish—22 students were enrolled in the course. All of them took the National Spanish Exam. Twenty of those students scored above the national average. Nine received honors.

Bronze (75%-84%)—Six Students

Silver (85%-94%)—Two Students (93%--3rd place in Nebraska,
92%--4th in Nebraska)

Gold (above 95%)—One student (98%--1st place in Nebraska)

II. Demographics

Current Enrollment: 735 (Spring 2011)

Grade Level	Male	Female	Total
PreS	20	21	41
PreK	36	24	60
K	44	40	84
1	47	42	89
2	48	34	83
3	32	33	65
4	44	31	75

Grade Level	Male	Female	Total
5	42	35	77
6	30	28	58
7	28	33	61
8	17	25	42

Religion	Male	Female	Total
Baptist	1	1	2
Catholic	378	338	716
Christian	5	1	6
Lutheran	2	4	6
Protestant	0	2	2
Presbyterian	1	0	1
Unknown	1	1	2
Total	388	347	735

Teaching Staff Demographics

40 total teaching staff

18 hold Master's Degrees, 17 taking graduate level classes.

Average teaching experience—8.2 years

Average salary--\$32,080

Free and Reduced Lunch Information

Free Lunch—4 students

Reduced Lunch—0 students

Suspension and Expulsion Data

Suspension—0 students

Expulsion—0 students

III. Program Data

Differentiated Instruction

Classroom Modifications: Reading groups, spelling/vocabulary lists modified, math groups.

Math Acceleration: Offered in grades 4-8, Geometry is offered on campus to select 8th graders, Mount Michael and Metro Tech utilized as needed.

2010-2011 Alternative Program Data- TEAM

Students on Individualized plans	20
IEP's (K-8)	12
ISP's (K-8)	9
Students receiving district support	21
Students receiving TEAM support	88
K-3 support (reading groups)	50
4 th -8 th support	38

2010-2011 Counseling/Guidance (.8 counselor on staff)

Hours per week in classroom guidance	8
Hours per week in individual classrooms as requested	2
Hours per week 1 on 1 counseling	7
Hours per week in group work	1.5

Academic Competitions/Showcases

2011Robotics—2 teams earned qualified for the World Championships in Orlando, Florida. The teams finished 3rd and 5th out of over 100 teams present.

2010Archdiocesan Math contest—5th grade team placed third; 7th grade team placed second, and the 8th grade team placed third.

2011Chess Club—St. Patrick's hosted a tournament with 154 competitors from 37 different schools. St. Patrick's was awarded 7 first place trophies, 3 second place, 7 third place, and the overall championship.

Other Academic Competitions/Showcases: Math Counts, Science Fair, Invention's Convention, Future Problem Solving, Spelling Bee, Geography Bee, Young Authors, Academic Knowledge Bowl, St. Patrick's Artisan Fair.

Extra-and Co-curricular Participation—Chess Club, Rosary Club, Swing Choir, Math Club, Walking Club, Journalism Club, Boy Scouts, Girl Scouts

Athletics—CYSL soccer, micro soccer, flag football, basketball, volleyball, tackle football, track and field

Professional Development Staff Data

2010-2011—Over 50 hours of professional in-service completed

Topics include: Mentoring, Math Instruction, Foundations of Faith, Safe Environment, Catholic Faith Identity, DWP, Special Needs, Bible Study, Technology, and Assessment.

School Goals

In the fall of 2009, St. Patrick's identified Math and Catholic Faith Identity as goal areas. During the 2010-2011 school year, staff researched best practices, action plans were established, and implementation strategies were employed for both goal areas. The action plans are available for review at: <http://www.stpatselkhorn.org/school/SIPpage.cfm>

IV. Perceptions

Parent/Parishioner/Graduate Surveys

Complete information available at: <http://www.stpatselkhorn.org/school/SIPpage.cfm>

In February, 2011, St. Patrick's conducted a survey of our stakeholders. Surveys were sent to parents, staff, parishioners, current 6-8th grade students, and graduates. Approximately 500 surveys were returned.

The survey results were overwhelmingly positive. Our stakeholders recognized that we have a quality teaching staff who challenges our students to be their very best in a loving, Christian environment.

After analyzing the comments received, St. Patrick's has identified the following opportunities for growth:

*Focus on consistent behavioral expectations for all students. This focus will also include policy enforcement (dress code, etc).

*For staff to embrace the idea that as staff members at St. Patrick's, we always represent our parish and school and that our behaviors, in all environments, should embody our Christian mission.

*Establish opportunities for our students to develop diverse relationships among peers during class and lunch, especially at the Middle School level.

*Efficiently identify our students with academic needs to ensure that they receive the appropriate support to meet their individual needs.

*St. Patrick's Administration will provide support, guidance, and follow-through for all staff in their efforts to increase consistency in expectations and policy enforcement and work to respond to all concerns more rapidly to ensure all stakeholders feel validated.

Parent/Community Volunteerism in the School

2009-2010 Home and School (87% of school families participate)

6200 volunteer hours and nearly \$27,000 raised to support the learning environment

2009-2010 Athletic Committee

103 Volunteer coaches providing 2,584 hours of service to the children of St. Patrick's.

Athletic Committee-16 members providing 442 hours of service

3v3 fundraising tournament - 70 volunteers providing 536 hours